

LIFE CYCLE ASSESSMENT

ArmaPET[®] Life Cycle Assessment

In this analysis the environmental impact of ArmaPET foam products has been evaluated by the Life Cycle Assessment (LCA) method. It includes a carbon footprint comparison with competitive materials.

www.armacell.com/armapet



 **armacell[®]**
ArmaPET[®]

TABLE OF CONTENTS

2	PLASTIC CIRCULAR ECONOMY	8	ARMAPET ECO
3	PET FOAMS IN THE ECO CIRCLE	9	ARMAPET CURVE
3	LIFE CYCLE ASSESSMENT	10	CARBON FOOTPRINT
4	LIFE CYCLE ASSESSMENT METHODOLOGY	11	CONCLUSION
5	LIFE CYCLE ASSESSMENT RESULTS:	11	REFERENCES
6	DIFFERENT END OF LIFE SCENARIOS		
7	ARMAPET STRUCT		

PLASTIC CIRCULAR ECONOMY

The circular economy involves switching from a linear 'make-take-dispose' economy to a circular one based on 'reduce, reuse and recycle'. An economy in which waste and pollution are designed out, products and materials kept in use longer and natural systems regenerated. The plastics circular economy is a model for a closed system that promotes the reuse of plastic products, generates value from waste and avoids sending recoverable plastics to landfill. Plastic waste

is a valuable resource that can be used to produce new plastic raw materials and manufacture plastic parts and products, or to generate energy when recycling is not viable. Armacell is working towards a circular economy in multiple ways, focusing on converting more waste into recyclates, maximising resource efficiency and reducing greenhouse gas emissions. Our main initiatives towards a plastic circular economy model are:

// RESOURCES RECOVERY

Some of Armacell's manufacturing facilities host solar panels on their roofs. The PET Foams headquarters in Belgium, for example, generate on average 10% of the plant's annual energy requirement.

// CIRCULAR SUPPLIES

The substitution of fossil materials by recycled resources sustains circular production and consumption systems.

// CLOSE THE LOOP PROGRAMME

Reusing internal production scrap is commonplace in our industry. Armacell has gone one step further by collaborating with two of the largest European converters for the return of sorted residual material from their operations. Following reprocessing, this material is reused to limit waste generation along the value chain.

// LEAN MANUFACTURING

Armacell partner in the Operation Clean Sweep® initiative, a global product stewardship programme aiming to drive best practices in plastic material loss management. We continuously improve our worksite setup for plastic pellet prevention with the ultimate goal of achieving zero material loss.

// PRODUCT LIFE EXTENSION

Armacell's unique recycled PET foam technology (rPET) grants plastic bottles a new life through the conversion of single-use PET bottles into long-lifetime, high-value foam cores materials. Instead of a service life of just weeks, Armacell's PET foam products endure several decades.

PET FOAMS IN THE ECO CYCLE

Armacell is a pioneer in the field of polyethylene terephthalate (PET) technology and initiated the breakthrough of PET foams as a structural core material in the composite industry (2005). But our research did not stop there; as a technology leader, Armacell went on to further developed its unique and patented rPET process technology that enables PET foam products to be made entirely from recycled beverage bottles (2010). Today, Armacell offers a diverse product portfolio of environmentally friendly solutions based on 100% recycled PET: structural foam cores, thermoformable flexible sheets and particle foams.

In the post-consumer life cycle of a plastic bottle Armacell's reprocessing technology creates a virtuous eco cycle. After collection, the PET bottles are sorted and crushed into flakes. This is followed by an in-house granulation process and, finally, extrusion foaming.

In this way, single-use plastic bottles are converted into long-lifetime, high-value foam core materials used in a variety of applications, such as 90-metre-long wind turbine blades, the body structure of high-speed trains, surfboards, or even the 24-karat gilded roof of an Orthodox cathedral in Paris.

PUTTING PLASTIC WASTE TO GOOD USE:

1. PET bottles
2. rPET flakes
3. Inhouse granulation
4. Extrusion foaming
5. Use-phase
6. Recyclable PET foams



LIFE CYCLE ASSESSMENT

A life cycle assessment (LCA) is used to systematically investigate the environmental impact of industrial goods. All processes which take place at the subsequent stages of a product's life cycle are addressed: raw material extraction, material transport and processing, product manufacturing, distribution and use, wastes or emissions associated

with a product, process, or service as well as end-of-life disposal, reuse, or recycling. In the next step, all this data is then translated into potential human health and environmental impacts and expressed as such factors as global warming potential (based on greenhouse gases emissions), ozone depletion, water quality impacts, human health impacts, and others.

4 // LIFE CYCLE ASSESSMENT

As an LCA provides specific information on an individual manufacturer's products, the results can serve as a valuable benchmark. Foam producers like us can demonstrate how their products show environmental advantages over competitive products. LCAs can also help designers, specifiers and panel manufacturers to select materials with lower environmental impacts during the design phase or for making environmental improvements in existing processes.

LIFE CYCLE ASSESSMENT METHODOLOGY


BOUNDARY CONDITIONS

Boundary conditions are used to define what is included in an LCA. The common boundary conditions are cradle-to-gate, cradle-to-site and cradle-to-grave.

Cradle-to-grave is the full life cycle assessment from resource extraction ('cradle') to the use phase and disposal phase ('grave'). **Cradle-to-gate** is an assessment of a partial product life cycle from resource extraction (cradle) to the factory gate (i.e., before it is transported to the consumer). **Cradle-to-site** includes the cradle-to-gate results and the transportation of the material or product to customer site.

In this paper **we follow the cradle-to-gate approach**. The transport, the use phase and end-of-life scenario are not included.

Our different PET foam products are used in multiple applications and are always subjected to further processing. Our customers produce multi-layered structures in which our products are thermoformed, thermos-compressed, wet-laminated, infused, combined with skins, reinforcements or prepregs, etc.



All these operations as well as new raw materials used for manufacturing final parts affect the LCA. In the current calculation, we only include processes which are fully controlled by Armacell. This ensures data quality and reliability and indicates which life cycle stages could be improved further as a part of our sustainable development programme.

METHOD OF ANALYSIS

The environmental impact of Armacell's PET foam products is assessed with the use of the **EPD method** (Environmental Product Declarations), as published by the German Institut Bauen und Umwelt e.V.

Table 1 on the next page shows the impact categories considered in this analysis.

// Acidification potential

Acidifying substances cause a wide range of impacts on soil, groundwater, surface water, organisms, ecosystems and materials (buildings). Acidification Potential for emissions to air is calculated with the adapted RAINS 10 model, describing the fate and deposition of **acidifying substances**. AP is expressed as kg SO₂ equivalents/ kg emission. The time span is eternity and the geographical scale varies between local scale and continental scale.



// Eutrophication potential

Eutrophication (also known as nitrification) includes all impacts due to excessive levels of **macro-nutrients** in the environment caused by emissions of nutrients to air, water and soil. Expressed as kg PO₄- equivalents per kg emission. Fate and exposure is not included, time span is eternity, and the geographical scale varies between local and continental scale.



// Global warming potential (climate change)

Climate change can result in adverse effects upon ecosystem health, human health and material welfare, and are related to emissions of **greenhouse gases** to air. The characterization model as developed by the Intergovernmental Panel on Climate Change (IPCC) is selected for development of characterization factors. Factors are expressed as Global Warming Potential for time horizon 100 years (GWP100), in kg carbon dioxide/kg emission. The geographic scope of this indicator is a global scale.



// Photochemical oxidant formation potential (summer smog)

Photo-oxidant formation is the formation of reactive chemical compounds by the action of sunlight on certain primary air pollutants. These reactive compounds may be injurious to human health and ecosystems, and may damage crops. Photo-oxidants may be formed in the troposphere under the influence of ultraviolet light, through photochemical oxidation of **Volatiles Organic Compounds** (VOCs) and carbon monoxide (CO) in the presence of nitrogen oxides (NO_x). It is expressed as kg NMVOC (non-methane volatile organic compounds).



// Abiotic depletion potential - elements

This impact category is concerned with protection of human welfare, human health and ecosystem health. It relates to extraction of **minerals** due to inputs in the system. The Abiotic Depletion Factor (ADF) is determined for each extraction of minerals [kg antimony equivalents/kg extraction] based on concentration reserves and rate of de-accumulation. The geographic scope of this indicator is a global scale.



// Abiotic depletion potential - fossil fuels

This impact category is concerned with protection of human welfare, human health and ecosystem health. It relates to extraction of **fossil fuels**. The Abiotic Depletion Factor (ADF) is determined for natural energy carriers (e.g. crude oil, hard coal, brown coal and natural gas) and their energy content (net calorific value), and therefore is expressed in MJ. The geographic scope of this indicator is a global scale.



// Water scarcity footprint (WSF)

It quantifies the potential of water deprivation, to either humans or ecosystems, and serves in calculating the impact score of water consumption at midpoint in LCA or to calculate a water scarcity footprint as per ISO 14046. It is based on the available water remaining (AWARE) per unit of surface in a given watershed relative to the world average, after human and aquatic ecosystem demands have been met.



// Ozone-depleting gases

It measures harmful effects resulting from larger fraction of UV-B radiation which reaches the earth surface, due to the reduction of protective ozone layer within the stratosphere caused by emissions of ozone depleting substances (CFCs, HFCs, and halons). It affects human and animal health, terrestrial and aquatic ecosystems, biochemical cycles and materials. The ozone depletion potential of substances is characterized relative to CFC-11, and is expressed in equivalent CFC-11 (kg CFC-11 equivalent/kg emission), for 20 years horizon.



Table 1: Impact Categories

6 // LIFE CYCLE ASSESSMENT

LIFE CYCLE ASSESSMENT RESULTS

ENVIRONMENTAL IMPACT OF DIFFERENT END-OF-LIFE SCENARIOS

The following results are based on the data sources **SimaPro 9.0.0.49** and **ecoinvent 3**, using the EPD (2018) method. The environmental impact of different end-of-life scenarios for post-consumer PET is shown in table 2 and contrasted with the production of virgin material.

SimaPro and ecoinvent 3 provide broad evaluation options for waste treatment – a new treatment and/or disposal datasets have been introduced to provide a better picture of the situation of waste management at regional and global levels, including the informal waste disposal methods of open burning and open dumping, as well as the treatment unsanitary landfill. As the climate of a specific location can affect the emissions from the treatment and disposal (unsanitary landfill and open dump) activities, climatic conditions such as precipitation, temperature and evapotranspiration are now considered in the LCI model.

Environmental impact	Unit	1 tonne virgin PET	1 tonne recycled PET	1 tonne incinerated PET	1 tonne landfilled PET
Acidification (fate not incl.)	kg SO ₂ eq	12.22	654	0.43	0.09
Eutrophication	kg PO ₄ - eq	6.82	2.68	0.43	4.35
Global warming (GWP100a)	kg CO ₂ eq	3481	1824	2035	87
Photochemical oxidation	kg NMVOC eq	10.48	6.21	0.64	0.11
Abiotic depletion, elements	kg Sb eq	1.53E-02	8.43E-03	4.02E-05	1.58E-05
Abiotic depletion, fossil fuels	MJ	73327	48541	214	236
Water scarcity	m ³ eq	1762	1173	45.50	1.58
Ozone layer depletion (ODP)	kg CFC-11 eq	1.46E-04	0.00	1.78E-06	2.61E-06

Table 2: Environmental impact of different PET end-of-life scenarios



ENVIRONMENTAL IMPACT OF ARMAPET STRUCT

The environmental impact of **ArmaPET Struct** manufacturing made from recycled PET in comparison to virgin PET is shown in table 3, while comparison with competitive materials is detailed in table 4. The values are based on 100 kg of foam and picked from the different LCA results contained in the respective Armacell and competition EPD's. The environmental impact parameters are limited to raw material supply (A1), transport (A2) and manufacturing (A3) product stages.

Environmental impact	Unit (100 kg of foam)	ArmaPET Struct	virgin PET foam core
Acidification (fate not incl.)	mol H ⁺ eq	0.38	1.51
Eutrophication	kg P eq	0.04	0.71
Global warming (GWP100a)	kg CO ₂ eq	130	368
Photochemical oxidation	kg NMVOC eq	0.98	1.05
Abiotic depletion, elements	kg Sb eq	5.67E-04	3.74E-02
Abiotic depletion, fossil fuels	MJ	3600	7830
Ozone layer depletion (ODP)	kg CFC-11 eq	3.12E-06	1.46E-03

Table 3: Environmental impact of using recycled PET in ArmaPET Struct manufacturing in comparison to virgin PET from competition

Environmental impact	Unit (100 kg of foam)	ArmaPET Struct	PVC	SAN	XPS	PES	Other rPET
Acidification (fate not incl.)	mol H ⁺ eq	0.38	2.41	0.71	0.63	4.16	1.1
Eutrophication	kg P eq	0.04	1.49E-02	0.16	3.56E-04	0.23	6.34E-03
Global warming potential	kg CO ₂ eq	130	404	367	310	950	200
Photochemical oxidation	kg NMVOC eq	0.98	1.73	1.17	1.67	3.45	0.8
Abiotic depletion, elements	kg Sb eq	5.67E-04	5.02E-03	8.81E-05	3.08E-05	7.59E-03	1.96E-02
Abiotic depletion, fossil fuels	MJ	3600	8920	7915	8974	20300	4650
Ozone layer depletion (ODP)	kg CFC-11 eq	3.12E-06	70.3	5.72E-05	9.64E-13	1.32E-04	7.60E-04


Table 4: Environmental impact of ArmaPET Struct in comparison to other foam cores

8 // LIFE CYCLE ASSESSMENT

ENVIRONMENTAL IMPACT OF ARMAPET ECO

For **ArmaPET Eco** the same logic is applied with values picked from Armacell and competition EPD's.

As ArmaPET Eco50 is a different product compared to the other ArmaPET Eco grades, LCA results are split into two ranges.



Environmental impact	Unit (100 kg of foam)	ArmaPET Eco	ArmaPET Eco50
Acidification (fate not incl.)	mol H ⁺ eq	0.35	0.26
Eutrophication	kg P eq	3.15E-02	2.34E-02
Global warming potential	kg CO ₂ eq	112	69.6
Photochemical oxidation	kg NMVOC eq	1.02	1.46
Abiotic depletion, elements	kg Sb eq	5.12E-04	3.86E-04
Abiotic depletion, fossil fuels	MJ	3040	2060
Water scarcity	m ³ eq	24.8	17.98
Ozone layer depletion (ODP)	kg CFC-11 eq	2.85E-06	2.12E-06

Table 5: Environmental impact of ArmaPET Eco

We apply the same analysis to other insulating foam materials currently on the market, which **ArmaPET Eco** and **ArmaPET Eco50** are being used as substitutes in more and more applications:

Environmental impact	Unit (100 kg of foam)	Foam Glass	Glass Wool	Rockwool	EPS	PIR
Acidification (fate not incl.)	mol H ⁺ eq	0.53	1.01	0.82	0.44	0.63
Eutrophication	kg P eq	1.49E-03	7.49E-04	5.71E-04	3.50E-04	1.23E-03
Global warming potential	kg CO ₂ eq	144	121	115	312	292
Photochemical oxidation	kg NMVOC eq	0.38	0.34	0.26	4.73	0.74
Abiotic depletion, elements	kg Sb eq	2.05E-05	2.82E-05	1.94E-05	3.25E-05	2.83E-04
Abiotic depletion, fossil fuels	MJ	2180	1600	1360	9133	7694
Water scarcity	m ³ eq	12.6	1.68	1.39	22	43.06
Ozone layer depletion (ODP)	kg CFC-11 eq	7.38E-12	5.44E-10	1.27E-10	1.71E-12	3.36E-10

Table 6: Environmental impact of ArmaPET Eco and ArmaPET Eco50 in comparison to other insulating foam materials

ENVIRONMENTAL IMPACT OF ARMAPET CURVE

All values are calculated based on the [ArmaPET Curve](#) extrusion model with the LCA softwares mentioned above, with adjustment for raw materials used in manufacturing processes and typical foamed foil density. For this section, as there is no EPD available, LCA calculations were made with the SimaPro 9.0.0.49 and ecoinvent 3.

Environmental impact	Unit (100 kg of foam)	ArmaPET Curve	Virgin PET foil	PP foil	XLPE foil
Acidification (fate not incl.)	mol H ⁺ eq	0.744	1.268	0.641	0.804
Eutrophication	kg P eq	0.322	0.698	0.090	0.092
Global warming potential	kg CO ₂ eq	214	396	241	265
Photochemical oxidation	kg NMVOC eq	0.693	1.113	0.793	0.962
Abiotic depletion, elements	kg Sb eq	9.24E-04	1.55E-03	1.91E-05	3.82E-05
Abiotic depletion, fossil fuels	MJ	5361	7611	6205	6233
Water scarcity	m ³ eq	345	398	280	288
Ozone layer depletion (ODP)	kg CFC-11 eq	8.35E-06	1.88E-05	5.71E-06	4.24E-04

Table 7: Environmental impact of ArmaPET Curve in comparison to other thermoplastic foil materials

10 // LIFE CYCLE ASSESSMENT

CARBON FOOTPRINT

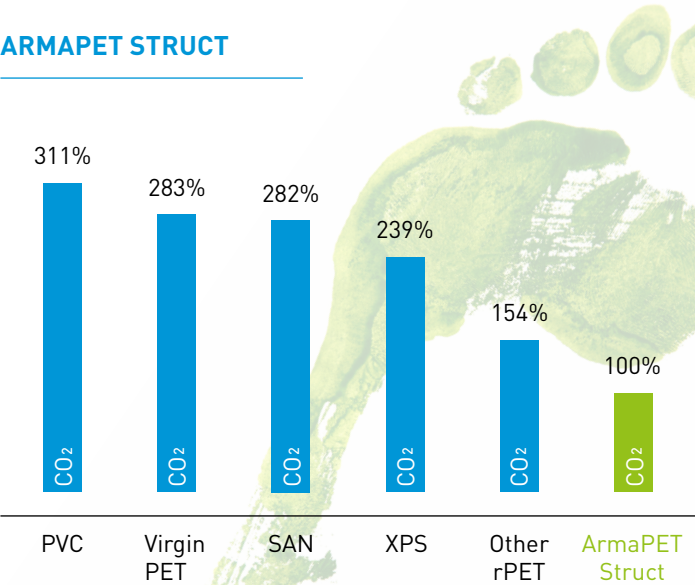
The most important environmental indicator, global warming (GWP), is commonly known as the **carbon footprint**.

A carbon footprint is the amount of greenhouse gases — primarily carbon dioxide — released into the atmosphere by a particular human activity (such as a product's manufacture and transport). It is usually

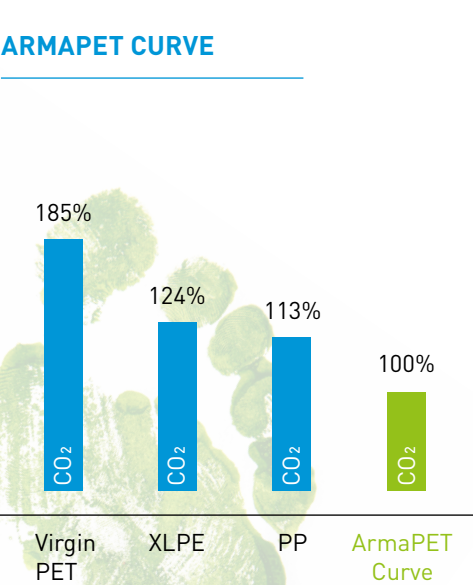
measured as tonnes of CO₂ and is the assessment of the **product's global warming potential**.

In the following you find the CO₂ emissions caused by the manufacturing of the different ArmaPET products compared to its main competitive materials currently on the market.

ARMAPET STRUCT



ARMAPET CURVE



ARMAPET ECO

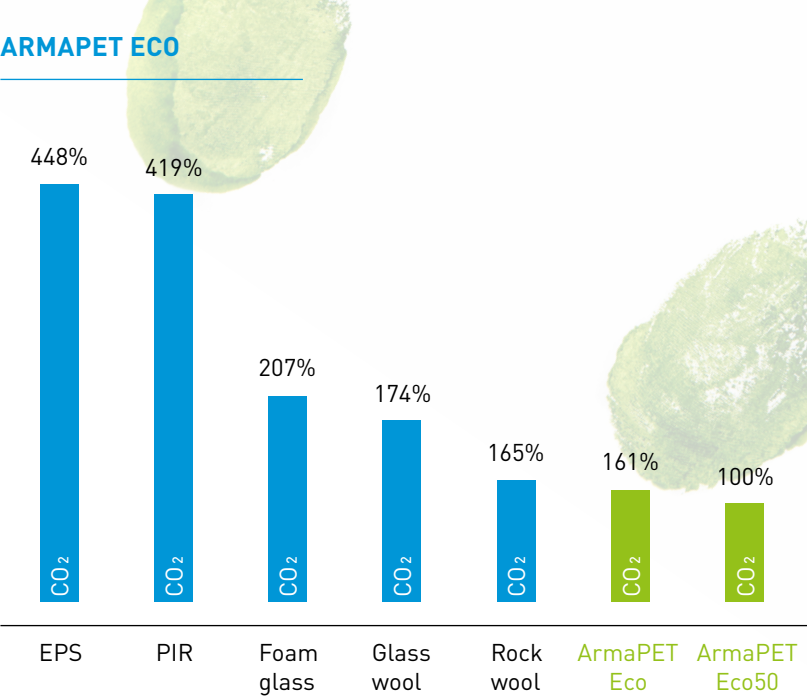


Table 9: CO₂ emissions of ArmaPET products in comparison to competitive materials. ArmaPET = 100% reference.

Over the past decade, Armacell's rPET facilities have reused over 4,000,000,000 PET bottles and **saved more than 226,500 metric tonnes of CO₂ emissions in the process**. That is equivalent to the emissions of ...



4,000,000,000

RECYCLED PET
BOTTLES USED IN
OUR PRODUCTION




240,140
flights

Brussels - New York:
One way, Economy,
approx. 5,900 km,
1 traveller

66,865
cars



Mid-sized car running
20,000 km per year:
Medium consumption of
6.0 l / 100 km, diesel oil



89,941
cruises

10 days cruise:
Cruise liner,
1 passenger

347,816
trips



Route 66 trip by motorbike:
>500 ccm, 1 passenger,
Chicago to Santa Monica
(approx. 3945 km)



CONCLUSION

In this analysis the environmental impact of the ArmaPET product portfolio has been evaluated using the Life Cycle Assessment (LCA) method. A CO₂-balance or Carbon Footprint is part of the LCA of a product and is an assessment of the product's global warming potential.

The results prove that the environmental benefits of ArmaPET products, all made with Armacell's pioneering rPET process technology, outperform any

other comparable foam currently available on the market. For all the different product groups it can be said that the carbon footprint is significantly reduced compared to the main competitive materials. By giving plastic bottles a new life, through the conversion of waste material into a high-quality resource and feeding it back into the production cycle, Armacell is helping to make a sustainable difference around the world.

REFERENCES

¹⁾ <https://www.ecoinvent.org/database/system-models-in-ecoinvent-3/system-models-in-ecoinvent-3.html>
Armacell internal calculations. Suez RV Plastiques Atlantique <http://www.srp-recyclage-plastiques.com/>
For competition EPD's: virgin PET: Divinycell P (issued on 21-11-2023), PVC: Divinycell PVC grades (issued on 19-02-2025), XPS: Ravatherm XPSPLUS/ULTRA (issued by IBU on 04/01/2023), PES: Divinycell PES (issued on 24-11-2023), rPET: T92.100 (issued on 30-11-2022), Foam glass: Owens Corning T3+ (issued by IBU on 15-3-2021), Glass wool: FMI Mineral wool (issued by IBU on 29-06-2023), Rock wool: Medium bulk density stone wool (issued by IBU for ROCKWOOL on 30-08-2024), EPS: EPD issued by IBU for EUMEPS on 15/08/2022, PIR: Therma TW58 (issued by IBU on 17-07-23).

All data and technical information are based on results achieved under the specific conditions defined according to the testing standards referenced. Despite taking every precaution to ensure that said data and technical information are up to date, Armacell does not make any representation or warranty, express or implied, as to the accuracy, content or completeness of said data and technical information. Armacell also does not assume any liability towards any person resulting from the use of said data or technical information. Armacell reserves the right to revoke, modify or amend this document at any moment. It is the customer's responsibility to verify if the product is suitable for the intended application. The responsibility for professional and correct installation and compliance with relevant building regulations lies with the customer. This document does not constitute nor is part of a legal offer to sell or to contract.

At Armacell, your trust means everything to us, so we want to let you know your rights and make it easier for you to understand what information we collect and why we collect it. If you would like to find out about our processing of your data, please visit our [Data Protection Policy](#).

© Armacell, 2025. All rights reserved. ® is a trademark of the Armacell Group and is registered in the U.S. and other countries. Operation Clean Sweep is a trademark of the Plastics Industry Association (PLASTICS) and the American Chemistry Council. 00488 | ArmaPET | Life Cycle Assessment | Mktbrochure | 042025 | Global | EN MASTER

ABOUT ARMACELL

As the inventor of flexible foam for equipment insulation and a leading provider of engineered foams, Armacell develops innovative and safe thermal and mechanical insulation solutions that create sustainable value for its customers. Armacell's products significantly contribute to driving energy efficiency worldwide. With more than 3,300 employees and 25 production plants in 20 countries, Armacell operates two main businesses, Advanced Insulation and Engineered Foams. Armacell focuses on insulation materials for technical equipment, high-performance foams for acoustic and lightweight applications, recycled PET products, next-generation aerogel technology and passive fire protection systems.

For more company information, please visit:
www.armacell.com

For product information, please visit:
www.armacell.com/armapet

